

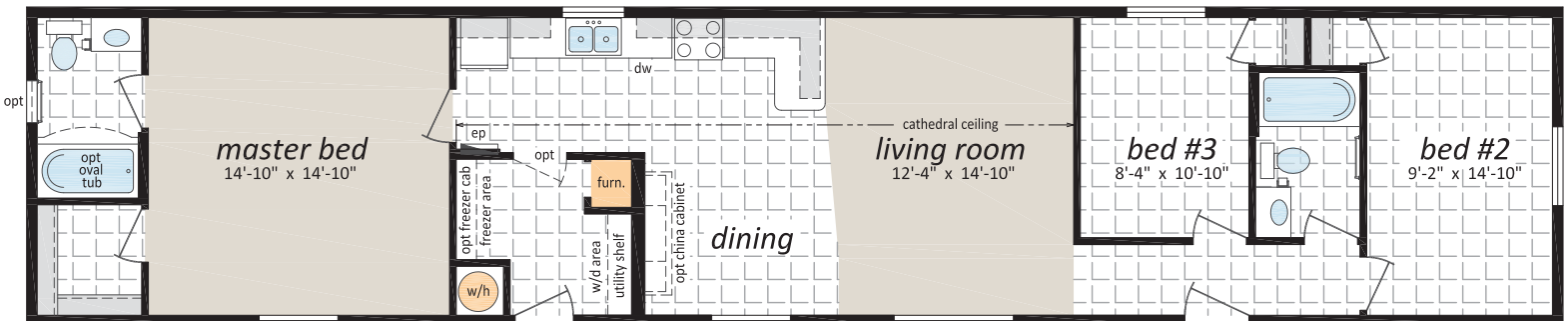
The Mainline

16' Wide Homes

Proudly made in
Canada
to Canadian
Standards





ML-162
16' x 76' • 1,216 sq. ft.



SHELTER
HOME SYSTEMS

www.shelterhomes.ca

Follow us:  

SRI
HOMES